

Published by the Rip Van Winkle Amateur Radio Society, Inc.

ANNUAL AUCTION

Rip's Report

March 2014

Happy
Birthday

Lou-KD2MU
Cliff-N2FN
Mike-N2JVE
Len-WB2UEB

**OUR REPEATERS ARE BACK
ON THE AIR!
GIVE THEM A TRY.
REPORTS ARE WELCOME!**

*2014 dues are \$25.00 per individual
\$30.00 for family \$5.00 for
students and active Military are
free.*

2014 Dues

Mail to:
Stan Engel, WA2UET
PO Box 153
Ghent, NY 12075
Or bring with you to meeting
Make checks Payable to RVWARS

**D
U
E

A
R
E

D
U
E

P
L
E
A
S
E**




**GOD BLESS
AMERICA**



Please join us on the Tuesday night Roundtable on
147.210 at 7:00 PM. ALL are welcome!
Use the EchoLink (K2RVW-R) if need be.

**MARK
YOUR
CALENDAR**



**ANNUAL
AUCTION**
**March 17
7:00 PM**
**Churchtown
Firehouse
Information
inside!**

ANNUAL AUCTION

PLEASE PAY YOUR DUES

See photos and past
Newsletters and much
much more club
information at:
www.w2jsn.com

RVWARS WEB PAGE

The Web Page has been updated! We added some info on the main page to try to keep folks aware of events. Comments and suggestions are welcome. We will keep Dave Clappers design at least for now. Let me know what you think.

www.rvwars.com

Join our Yahoo Group at the bottom of the web page. Simply enter your email address.

N2LEN Repeaters

The N2LEN Repeater Network:

147.150 114.8hz East Windham, NY
449.025 114.8hz New Baltimore, NY
448.275 114.8hz Colonel's Chair Ridge
442.050 114.8hz Sam's Point, NY 2200'

Yahoo Groups

<http://groups.yahoo.com/group/N2LENREPEATER/>

<http://groups.yahoo.com/group/ECHOLINK/>

<http://groups.yahoo.com/group/GCNYARESACES/>
Echolink Node #6269
IRLP Node #4207

Annual Auction!

Our annual Auction is the next meeting at 7:00 PM at the Church-town Firehouse.

We will have the usual coffee and sub sandwiches at the auction. The meeting hall is large and pleasant. Please bring some stuff to sell and a pocket full of money to buy stuff. More information inside.

FYI

RVWARS is a 501(c)(3) not-for-profit corporation. As such all monetary donations are tax deductible and donations of equipment are deductible. Please consider donating your idle equipment to the club for our use or for sale at the annual tag sale or auction.

Auction This Month

Get your old useable gear out and cleaned up for the Auction in March. You can claim the selling price as a donation!

DOGS ARE JUST KIDS WITH FUR!

RVW WORK PARTY

We won't be working outside again till after winter! I don't like the cold!

SOME FUN 147.210 REPEATER DTMF CODES

Site Info:	Daily High/Low
228-Outdoor Temp >	900
229-Indoor Temp >	910
230-DC Volt Bat 1 >	930
231-AC Volt read >	920
232-DC Volt Bat 2 >	940

Resets at 1:00 AM Daily

450-To check your input to the repeater. Key up and type 450, when it says "ready" QUICKLY key up and record your short message, un-key and it will play it back as it heard it.

WEATHER RADIO

310-ON

325-OFF

These codes will work on 449.925 as well as 2 Meters.

I would like to add a basic weather station sometime as well so we could access wind speed etc. up there.

Feel Free to try them!



Upcoming Events

RVWARS Annual Auction at 7:00 PM

ARES Meeting N2NZD-EC

Weekly Nets

EVERY TUESDAY at 7:00 p.m.

Informal Roundtable on the 147.210 repeater ALL are welcome.

1st Wednesday of the Month

Columbia Greene-Emergency Net on the N2LEN 147.150 Repeater 7:00 PM

Repeaters

BACK ON THE AIR!!!

147.210/147.810 NO PL tone
449.925/444.925 NO PL tone
224.280/222.680 NO PL tone

Vital Statistics

President — Tom Gutierrez, N2NZD
Vice President — Don Peterson, W1SWM
Secretary — Carl Roby, WB2TCV
Treasurer — Stan Engel WA2UET
Historian — Carl Verderber WA2UJX
Safety Officer — Stan Engel WA2UET
Repeaters — 147.210 224.280 449.925
Club Call — K2RVW
Club Special Event Call — WD2K
Web Page — <http://www.rvwars.com>
NEWS E-mail — wa2uet@taconic.net
Yahoo Group
<http://groups.yahoo.com/group/RVWARS/>

February 17, 2014 meeting minutes.

There was no official meeting. There was some discussion of the Dayton hamfest, we have a small contingent going to the Dayton hamfest in May. There was some chatter about the Hudson-Athens Lighthouse station W2HAL. FCC regulations limit trustees to being licensed for one club station, so Stan can not be trustee as he is already trustee for K2RVW. Carl WB2TCV has now become the trustee for W2HAL. Jim Hedrick, WB2LKZ gave a scholarly talk on modulation. The meeting was adjourned at 9:15 PM. (I think.)

The March Newsletter is going out to a much larger group! There are MANY hams that I think would enjoy at least knowing that the RVWARS club still exists. I think and hope that some of the Hams that have had no contact with the club in many years might renew their interest and maybe join us at meetings and other events.

If you would rather not receive the NL for any reason please just let me know and I will remove you from the list. wa2uet@taconic.net Otherwise please pass along your thoughts. Your comments are welcome and appreciated.

Rip Van Winkle Amateur Radio Society, Inc.

Treasurers Report

February 17, 2014

Balance Fwd. Checking Acct	\$1437.34
-----------------------------------	------------------

Repts:Dues	\$60.00
50/50	\$6.00
Total	\$66.00

Exp:		
NYSEG		\$159.66
Subway		\$13.23
ARRL DVD		\$12.50
Amazon		\$129.99
Total		\$315.38

Checking Bal	\$1187.96
Petty Cash	\$50.00
Savings Acct Bal	\$1011.38

Total RVWARS monies	\$2249.34
----------------------------	------------------



Rippers 2014 Auction



The Auction will be held right after the 7:00 PM meeting on 3/17. PLEASE bring some good stuff to sell and lots of cash to buy the GOOD stuff. All are welcome. Dick, W2CSQ, will be the auctioneer and he does not want to get dirty from handling Junk. The boxes of useful parts are not however junk! Computer gear is also popular. We need some good HF gear and HT's and mobile radios for the new hams and those who will be upgrading soon. And all those accessories that you have tucked away not used anymore.

Directions from the north to Churchtown firehouse...

Take exit 12 off of I90 onto route 9 south. Travel 4.6 miles to the traffic circle and take the first right out of the circle (not the mall) onto route 9H. About 11.5 miles you will come to a traffic light intersection of 9H and route 66. Go straight through that light for about 3.6 miles to the next traffic light at 9H and route 23. Again go straight through that light for about 1.1 miles to a left turn off of 9H onto County Route 27. It is marked. Stay on route 27 for about 2.5 miles and the Firehouse is on the right with a sign out front. Park in the lot just before the building.

Firehouse from RVW Bridge and 9G.

From the intersection of 9G and Route 23 take 23 about 2.7 miles to the traffic light at the intersection of Route 9. Go straight through the traffic light and travel about 2.7 miles on route 9 to the next traffic light at the intersection of 9H and 82. Turn left at that light onto Route 9H about 2.8 miles to County 27. Stay on route 27 for about 2.5 miles and the Firehouse is on the right with a sign out front. Park in the lot just before the building.

Since 1978 we have been having the RVWARS auction. In those days it featured tube sets which are now not so easily available. The purpose was secondarily to make some money but primarily to have a good time. AAHH-memories-- Dick and Ellen Retus(deceased) used to run the kitchen at the Hudson High School and all had a good time. For those items not auctioned often deals were made on the side from which all benefited.


We used to meet in John Edwards School, later Questar III on Route 66 and more recently at Noecker's also on Route 66. Then this year at the Churchtown Firehouse. While much water has run over this dam since 1978, the idea of having a good time has not. Good gear still is needed, as well as stuff for guys like Carl, the preservationist. He does good restoration work and you can too with the proper interest.

So bring your stuff to the auction and plan on having fun. I usually find something myself even though my station is complete; you can also. Our club starts the auction season in March every year and we invite people from all over to join us.

RVWARS...

RVWARS Auction Procedures

1. **Seller**-callsign on card and minimum price. If bid not reached, the auctioneer will ask you if final bid is acceptable. If item is not sold, please come up and pick it up.
2. **Buyer**-if you buy an item, please give your callsign so we can record it. We will not go on until the treasurer has the information he/she needs for bookkeeping.
3. The club receives 10% of the selling price to a maximum of \$20.
4. If you decide you want an item that did not sell during the auction, you may work out a deal with the seller. If you do, please ask the seller to remit the 10% to the club.
5. Please pay attention to all bidding on your item in order to prevent misunderstandings. **Bidders, if the auctioneer does not see your bid, we will restart bidding from that point. If there are any disputed bids, we will have a do-over.**
6. We ask buyers to pay at the conclusion of bidding on the item which was won, and to promptly remove it if possible, in order to aid in keeping the auction moving smoothly.



MUSING OF A CURMUDGEON



One unanticipated result of the popularity of the vanity calls is the sudden dearth of callsigns other than IX2 and 2X1 on the dx clusters. The length of the call is unimportant, what is important though is what it represents.

DXing has always been an important part of our hobby and nearly everyone participated to some extent and General class licensees were the backbone of the group. What we are seeing on the clusters is what some of us have suspected for a while. The Extras (read old timers) have withdrawn to an activity which is largely unchanged from the past and where they are comfortable.

These folks who hold so much of the stored knowledge and history of the hobby while at the same time including many of the best and brightest new Amateurs confine their operating to small portions of the bands away from the rest of the hobby. A way must be found to bridge the gap and tap this resource if we are to restore the hobby to health. Unhappy with the current state of the hobby, many of us have opted to do what we enjoy and let the next generation of Amateurs become the Elmers, teach classes, do public service and take their turn maintaining the hobby as we had done in our turn. Unfortunately the smooth transition of the past has not occurred, the old timers made a quick departure and very few folks have stepped up to take over.

It's time we all looked at the big picture and maybe I should do a few traffic nets again and help out more with classes or spend more time on the repeater. For others it might be time to start helping with work parties, volunteering to help with club projects or working some DX.

The hobby has many facets and each of us finds a niche but unless we all become part of the larger group these niches will become separate hobbies and the hobby will deteriorate as each group becomes more estranged from the others. It's time we became whole again and to do this we must all reach out to the others in the hobby and halt this building of walls within a hobby without borders.

Dave Watrous, WD2K—6/97

Repurposing parts from Smoke Detectors

Feb. 24, 2014

By: Carl J. Verderber WA2UJX

We could just throw them away but why not use some of the parts inside to build interesting and imaginative projects. A typical "ionization" type smoke detector has some parts that you could use for experiments and has very functional components.



Upon opening a detector up we can see a number of major components: a circuit board with the ionizing chamber, a sonic horn in the cover, and a holder for the 9 Volt battery.



The sonic alarm is actually a piezoelectric device and is not a speaker. It is a transducer that makes sound through electric current. As such it also can be used as an acoustic microphone or contact microphone. When taking it out of the cover be very careful because the glue used is stronger than the plastic. It would be safer to cut the cover around where the alarm is glued. Then trim plastic to suit.

The transducer element is made by bonding a special ceramic to a very thin metal disk. Electric current makes the ceramic vibrate the disk. Further, when you vibrate the disk the transducer creates an electric signal.

The mike can be amplified by a guitar amp or other preamp. The quality of sound is poor and there is no low end response but it IS a microphone all the same.

Used as a contact microphone, it could be used for tracking engine sounds or bonded to a guitar under the bridge, it will pick up the vibrations and this signal can be amplified. If your unit has three leads – use the two that offer increased output.



The battery holder can be separated from the bottom cover with a hacksaw. It will fit a 9 Volt transistor battery and has leads about 3 inches long. This can be used as an alternative to purchasing a battery connector from Radio Shack.

The circuit board has a red LED, a transistor, an IC, and an assortment of passive devices like capacitors and resistors. None of this material was interesting to me but if you carefully unsolder the devices, I'm sure most will function for other projects. Since the IC is specially made for this detector service, I would consider it useless. The LED has potential for some experiments.

The other more exotic element on the circuit board is the Ionization chamber. Basically it is a disk of metal and plastic with a tiny pellet of Americium-241 at its center which emits alpha particles and low energy gamma rays. It is rated at 0.9 microcuries which is a very small amount of radiation. This disk is covered by a metal shield where the ionization of air takes place.

What to do with this atomic energy source? Well I will build a small cloud chamber and by placing the pellet within – can watch the "trails" of atomic particles impede the atoms in the alcohol cloud. Watching invisible things is really great!

Continued page 10



RVWARS REPEATER CHATTER


The weather has not changed in some time. I am still unable to get up on the hill with my car. Everything seems to be running fine fortunately! This months electric bill is estimated and based on last months use.

We have had a couple of visitors to the shelter in the last month with good reports. I am still open to any questions or suggestions about the operation and construction of the site. Also I would be happy to show and tell to anyone that is interested in seeing the site. (when the weather breaks)

I have contacted Arnie at NYAIR and we are going to try to schedule the spare antenna mounting on the next nice weather stretch we get. That will be on the lower bracket in the photo.

ALSO we have had an unlicensed HT user making some noise on the repeater. Most recently with some foul language. I have no idea where this gentleman is but if it continues we need to find him. I would ask that anyone that can hear him that you should try to see if you can hear him on the input to the repeater. If we can get some idea what area he is in we could go from there and locate him.

Stan, WA2UET



The Meeting room in the Churchtown Firehouse is HUGE. Bring lots of stuff to the auction!

SPRING TECH CLASS

INFO ON PAGE 8-9

Please print the poster and distribute it to your stores and post office etc. Spread the word!

The Test session on May 3 PM will include all classes!

Join the RVWARS Yahoo Group. Go to the www.rvwars.com web site and scroll to the bottom of the page and simply enter your email address into the box.

Churchtown Firehouse



From the West RVW Bridge or 9G take Rt 23 to the 9H intersection and either go North to School House Rd and to Churchtown Firehouse or go through the light and take Bells Pond Road to the Firehouse. From the North or from Hudson go south on 9H, from the traffic light in Claverack, about 1 mile, to County Route 27 on the left then 2.4 miles to the Firehouse.

Park in the lot to the right of the Firehouse and enter through the Main Entrance. Someone will be listening to the repeater and will help you if need be. "FIREHOUSE" is indicated on the right side of the map.

Dayton Hamvention® 2014 Makers... The Future of Ham Radio

May 16-18 2014

Hamvention® is a premier Amateur Radio Convention & gathering of radio enthusiasts from around the world in May!

Since 1952, every year in the spring, Amateur Radio Operators from across not only North America, but from around the world gather for a few days. They are all there for the world's largest gathering showcasing hundreds of indoor commercial vendors. Indoor vendors at the Dayton Hamvention are typically the larger commercial vendors hailing from around the world. Some vendors also have booths in the outdoor flea market as well, sometimes offering the same products at slightly less cost.

Indoor and Outside Flea Market

Featuring thousands of outdoor flea market vendors over three days.

Technician, General and Extra Class Amateur license exams will be given at Hara Arena on Friday May 16 starting at 12:00 noon until 6 PM and Saturday May 17 starting at 9:30 AM until 12 noon and 1:30 PM until 5 PM. There is no fee for these exams.

Let's get a group together to represent our club in Dayton. Every ham should visit Hamvention at least once.

Email me at ddp2222@gmail.com if you're interested.

Don Peterson, W1SWM



GET YOUR OFFICIAL FCC AMATEUR RADIO LICENSE



FREE 2 DAY CLASS

Sponsored by the Rip Van Winkle Amateur Radio Society, Inc.

Saturday April 26—8 AM to 5 PM

Saturday May 3—8 AM to 5 PM

FREE Lunch and soda and coffee will be served
License exams given at the end of the class on the 3rd.

**Held at the East Chatham Firehouse
14 Frisbee Street, East Chatham**

You can register now, email: wayneg1231@fairpoint.net

Or wa2uet@taconic.net

The License Manual is required and available at:

<http://www.arrl.org/shop/Ham-Radio-License-Manual-Revised-2nd-Edition/>
(walk-ins are welcome)

Schedule on page 7

Spring Tech Class!

Sessions will be held from 8 AM to 5 PM on Saturday April 26th and Saturday May 3rd at the East Chatham Fire House, 14 Frisbee Street, East Chatham.

Students need to pre-register and purchase the books before class begins so they can read Chapters 1 thru 5 before attending the first session. Cut off date for pre-registration will be April 10th so I can plan proper numbers of hand-outs and other materials and students will have time to do the reading before the first session.

Lesson plans as follows:

Saturday April 26, 2014: 8 AM to Noon

1. Welcome to Amateur Radio
2. Radio Signals, Waves and Modulation
3. Radio Equipment Basics
4. Math Review
5. Electricity
6. Electronic Components

Saturday April 26, 2014: 1 PM to 5 PM

1. Types of Radios and Radio Circuits
2. Propagation
3. Antennas and Feed Lines
4. Practical Antenna Systems
5. Basic Amateur Radio station

Saturday May 3, 2014: 8 AM to Noon

1. Power Supplies and RF Interference
2. Communicating with Other Hams
3. License Terms and Working with the FCC
4. Bands and Privileges
5. International Rules and Call Signs

Saturday May 3, 2014: 1 PM to 5 PM

1. Operating Regulations
2. Electrical Safety
3. Radio Frequency Exposure
4. Mechanical Safety
5. Practice exam[s]
6. VE Session

VE session would begin at approximately 4 PM on May 3rd and will be open to anyone wanting to test for a new license or an upgrade.

Technician Manuals are available here at \$29.95:

<http://www.arrl.org/shop/ham-radio-license-manual-revised-2nd-edition/>

See page 4 for other details...

ARRL membership: Is 25% asking too much?

By Dan Romanchik, KB6NU

In the March 2014 issue of QST, ARRL CEO Harold Kramer, WJ1B, makes a big deal of the fact that ARRL membership is now up to 162,200 members and is growing at a rate of about 1% per year. After patting the ARRL on the back about this, WJ1B launches into a discussion of the different programs that WJ1B feels have contributed to the membership growth.

Let's take another look at the numbers, though. As the editorial points out, 10,300 ARRL members are international members, meaning that 151,900 U.S. hams are ARRL members. Another article in the March issue, "New Licenses," notes that the total number of licensed radio amateurs at the end of 2013 was 717,201. If you do the math, you'll find that only slightly more than one in five licensed radio amateurs are ARRL members. I personally don't think that's so hot, and it's certainly not worthy of all the self-congratulation going on in this editorial.

The licensing article also points out that "the amateur radio population in the US grew by slightly more than 1 percent last year." That being the case, ARRL membership has grown at about the same rate. If all the programs noted in WJ1B's editorial were so effective, wouldn't you expect membership growth to be at least 2%?

I've said this before, and I'll say it again. I think the ARRL should set a goal to enroll at least 25% of licensed radio amateur as members. I think that this is achievable, and it seems to me that any group calling itself "the national organization for amateur radio" should have at least one in four amateur radio licensees as part of its membership.

What do you think? Is reaching 25% asking too much? If you think I'm right, please reach out to your ARRL division director and tell him so. More members would mean that the ARRL could deliver more services and have more clout in Washington. That sounds like a good thing to me.

When he's not worrying about ARRL membership, Dan, KB6NU enjoys working CW on the HF bands, teaching amateur radio classes, and building kits. For more information about his operating activities and his "No-Nonsense" series of amateur radio license study guides, go to KB6NU.Com or e-mail cwgeek@kb6nu.com.

Continued from page 4

Figure 4 Americium-241 pellet in the center of the disk



If you play with this source be aware it is a real source of radiation even though it is extremely small. I'm sure that some Google inquiries will provide other useful purposes for this radiation source. KEEP AWAY FROM CHILDREN and wash your hands before eating after touching it. DO NOT EAT IT! Once out of the metal cover the unit has the potential to cripple mosquitoes and ants – Hi Hi. By-the-way it's OK to throw it out in the trash.

Well, this is a strange but interesting article for Amateurs to read but its purpose is intent on making Amateurs aware that parts used in some products can be reused for homebrew projects and other experiments. Yes – even junk has value! END

BOAT ANCHORS ARE VINDICATED!

Jan. 3, 2014



By: Carl J. Verderber
WA2UJX

And what did I read in the Poughkeepsie Journal Sunday morning while munching on a buttered hard roll and sipping coffee? On page 5A of Jan. 2, 2014 paper was an article with a picture that made my heart stop!

In the article by John W. Barry was a photograph by Darryl Bautista showing Arts Mid-Hudson President Linda

Marston and a Poughkeepsie resident Doug Nobiletti standing in front of a large pile of audio, video, radio and test equipment. My presumption is that this collection - with each piece strategically placed - was an ART exhibit!

Figure 1, Printed with the permission of the Poughkeepsie Journal, photo by Darryl Bautista

The article strives to examine problems encountered in trying to generate tourism by showcasing the Poughkeepsie arts community and where a rift has occurred between the city's Mayor and a regional arts official. While the article is important information for the reader – the picture of Boat Anchors in artful context was more inviting. There are those who consider my collecting boat anchors a strange and useless hobby; there are others that call my collections Junk Piles; and yet others who feel I have an illness. Well to tell the truth, I've met a number of "Collectors" that have the same hobby. Why am I so different? From now on when I gaze upon several large collections of boat anchors located in the basement, in the house, and in the barn, I will have a special feeling of pride warming my heart knowing these piles (collections) are – in some circles – considered ART! So to my loving wife, my Mother-in-law and my neighbor I say to you "This is not a pile of junk! This is art!" I HAVE BEEN VINDICATED! END



Items for sale de K2WG

1. Two Decibel UHF base station antennas. 20 years old but have not been in use since 2002. Exact model no longer manufactured but similar to current model ASP-705K 10 dB gain, 450-470, 500 watts, N female connector. Asking \$250.00 each or \$400.00 for both.

Contact: wayneg1231@fairpoint.net
Phone: 392-5704

For Sale

2012 Keystone Retreat 39 FDEN

Asking \$42,500

Call (518)784-3864

Ask for Mike or Patti or leave message



PROFESSIONAL INSURED TOWER CLIMBER DISCOUNT RATES FOR HAMS

ANTENNAS - FEED LINES
INSTALLED & REMOVED

CALL
ARNIE CAVALLARO
518-965-9299

Arnie Cavallaro
Wireless Operations Mgr. Cell: 518-965-9299



Secure Wireless Broadband Internet
Serving Greene and Columbia Counties

Visit NYAIR.net

FOR SALE

For the news letter

Anyone interested in this package.

MFJ 962 tuner
Ten-Tek HF rig
Forty foot crank up tower
CDR rotor & cable
Coax cable
Tri Beam Ant

You have to take it down
Price total-----\$550.00

Wa2uyy
Ron Coons Sr.
518-945-3731

**If your ad is no
longer valid
please let me
know.**

I have a new recently purchased in box, never used: KT 100 auto tuner. This tuner is for Kenwood 'newer' rig's via antenna connection.

I Would like to swap/exchange either or auto tuner with SO239 connectors, or else trade this tuner for a HT or mobile 2, or 2/440 FM rig of compatible cost. This KT-100 was \$199.99 s+h added. This antenna Tuner is Kenwood Only!

I purchased this tuner for a Kenwood TS440S..Not knowing it was not adaptable, for easy operation. I 'decided' I did not wish to pursue 're inventing' any other recourse in making tuner work for my TS440S. So.. I now wish to 'trade' this new KT-100 tuner, as it isn't 'needed' at this time for my personal usage. If this is acceptable for listing with our club rvwars, I'd like to recommend this item for possible 'trade/exchange' resource. thank you. vy 73!-ke2eb george call. 518-731-9854

Trade/Sale/In Search Of

I have some 'used condition' amateur rig's I purchased in the past 'new' eg. -1 Alinco DR-605 2/440 mtr fm dual band'r, 6 mtr fm mono band'r, 2 mtr fm mono band'r some 'cb' rig's (am), 1 is a ssb/am. These rig's either DO or Do Not function! Mostly all are easy/cheap 'radio repair' issues eg. internal 'fusing' maybe final or a digital led 'quirk' whatever! My Quest is to swap/trade (barter?) whatever it 'takes' from my 'rig collection' to acquire a simple mono mode cw or better if (Lucky:-) cw/ssb 2 MTR rig. Not qrp but qrp 5w or better. This can be Any 'working' stable rig, transverter, completer kit rig, (the mfj-2mtr is an example). If Anyone is Interested in 'trade' or trade/cash 'barter' I am open ears. :-)
I've had much 2 mtr fun with fm now to go on with cw, and/or ssb. :-)-ke2eb George H. Call West Coxsackie, NY 518-731-9854 bubby-call@yahoo.com

I have about 16 -120 volt pan cake fans plus protective guards if you know of any one that needs one and 2-12volt 6watt.

10-- 10 watt fans----- \$4.00 @
1--12 watt-----\$5.00 @
3-- 20 watt-----\$5.00 @
2-14 watt-----\$5.00

\$5.00 for the 12 volt fans @

Contact Ron, WA2UYY
wa2uyy@aol.com

